

CONTENTS |

EXPEDITION

EXTERIOR FEATURES

INTERIOR

INTERIOR FEATURES

COLOR AND TRIM

SPECIAL GROUPS • WHEELS • ENGINES

MODELS

DIMENSIONS

FORD CREDIT



EXPEDITION

EXPEDITION | ULTIMATE ADVENTURE.
CONFIDENT CAPABILITY.



The view is spectacular – but then Expedition is designed to impress. This full-size SUV is fully capable – with over 4 tons of towing power (properly equipped), room for up to nine passengers, and up to 110 cubic feet of cargo (with second- and third-row seats removed). Expedition's optional air suspension (4-corner load leveling) distributes the load equally between all wheels to enhance ride and handling, and smooth out the bumps in the road. Another impressive fact: Expedition is the only full-size SUV with a Double Five-Star government crash rating.*

*Based on 2001 models.



EXPEDITION XLT 4x4 IN LASER RED TINTED CLEARCOAT, WITH OPTIONAL PREMIUM SPORT APPEARANCE GROUP.

EXPEDITION



EXPEDITION EDDIE BAUER 4x4 IN BLACK CLEARCOAT, SHOWN WITH OPTIONAL EQUIPMENT.

EXTERIOR | FEATURES

A: ROCK BLOCK | SINCE TERRAIN ISN'T AS SMOOTHLY ENGINEERED AS PAVEMENT, THE OPTIONAL SKID PLATE PACKAGE (4x4 ONLY) PROTECTS THE FUEL TANK AND TRANSFER CASE FROM ROUGH GROUND.

B: THE BIG TOW | GOT A LOAD TO PULL? THE AVAILABLE CLASS IV TRAILER TOWING GROUP INCLUDES A HITCH RECEIVER, WIRING HARNESS, AND OTHER EQUIPMENT TO GIVE YOU 8200 LBS. TOWING CAPACITY WITH 4x2 AND 7300 LBS. WITH 4x4.

C: HINDSIGHT HELP | ANOTHER TOWING AID: A WIDE SELECTION OF TOW MIRROR ACCESSORIES*, INCLUDING PERMANENT AND REMOVABLE, POWER/HEATED AND MANUAL. EACH GIVES YOU THE ADDITIONAL REAR VISION YOU NEED TO SEE AROUND TOW LOADS.

D: START BUTTON | GET A HEAD START WITH THE OPTIONAL REMOTE START ACCESSORY.* OPERATES FROM A KEY FOB, AND INCLUDES LIGHT SWITCH AND PANIC BUTTON.

E: DEBUGGER | PROTECT EXPEDITION'S FRONT EDGE WITH THE OPTIONAL WRAP-AROUND BUG SHIELD ACCESSORY.* DURABLE SMOKE-COLORED LEXAN® ADDS AN ACCENT TO ANY EXTERIOR COLOR.

*See dealer to purchase.

This is no short story. Expedition's interior is far too versatile and flexible for that. Available seating runs up to nine. First-row seating includes a 40/60 split-bench (standard on XLT) or individual captain's chairs (standard on Eddie Bauer, optional on XLT). The second-row 60/40 bench seat, which includes a center armrest and cupholders, conveniently folds to make way for longer cargo. The third-row bench seat, comfortable for three passengers, is also removable, to make more cargo space.

Second-row leather-trimmed captain's chairs are available, meticulously tailored and ergonomically designed for comfort and support. With the Eddie Bauer Edition interior shown below, seating options – and luxuries – abound. Leather trim, a MACH® audio system and rear heater/air conditioner are all standard.


Expedition XLT interior comforts and conveniences are pretty impressive too. A sampling: standard AC, reclining second-row seats, and cupholders for every outboard seat.



EXPEDITION EDDIE BAUER WITH MEDIUM PARCHMENT FRONT LEATHER-TRIMMED CAPTAIN'S CHAIRS AND OPTIONAL SECOND-ROW CAPTAIN'S CHAIRS.

EXPEDITION XLT WITH PREMIUM SPORT APPEARANCE GROUP IN DARK GRAPHITE.





EXPEDITION XLT INSTRUMENT PANEL IN MEDIUM GRAPHITE, SHOWN WITH PREMIUM SPORT APPEARANCE GROUP AND OPTIONAL EQUIPMENT.

INTERIOR | FEATURES

A: AIR TIME | THE OPTIONAL POWER MOONROOF TILTS OPEN, OR RETRACTS FULLY, AND INCLUDES A FULL SHADE.

B: CONVENIENCE UNDERFOOT | MOVE THE BRAKE AND ACCELERATOR PEDALS WHERE THEY'RE COMFORTABLE FOR YOU WITH THE STANDARD POWER-ADJUSTABLE PEDAL SYSTEM.

C: MOVING PICTURES | OPTIONAL REAR-SEAT ENTERTAINMENT SYSTEM INCLUDES A VIDEO CASSETTE PLAYER, FOLD-DOWN LCD SCREEN, AND TWO INFRARED WIRELESS HEADPHONE SETS.

D: AUTO AIR | SET THE TEMPERATURE YOU'RE COMFORTABLE WITH AND FORGET ABOUT IT – THE ELECTRONIC AUTOMATIC TEMPERATURE CONTROL WILL MAINTAIN IT FOR YOU. STANDARD ON EDDIE BAUER.

E: SIDE AIR BAG | OPTIONAL FRONT SIDE AIR BAGS* PROVIDE ENHANCED PROTECTION IN SIDE IMPACTS.

F: AUDIO SUPPORT | THE MACH®AUDIO SYSTEM, STANDARD ON EDDIE BAUER, SPORTS AM/FM AND CASSETTE, 290 WATTS AND 7 SPEAKERS, WITH AUTOMATIC SPEED-SENSITIVE VOLUME. A RADIO-CONTROLLED 6-CD CHANGER IS STANDARD ON EDDIE BAUER, OPTIONAL ON XLT.

**Always wear your safety belt and secure children in the rear seat.*

COLORS |



OXFORD WHITE



SILVER METALLIC



ARIZONA BEIGE METALLIC



LASER RED TINTED



MEDIUM WEDGEWOOD BLUE METALLIC



BLACK

SEATS+FABRICS |



FRONT CLOTH CAPTAIN'S CHAIRS IN MEDIUM PARCHMENT, MEDIUM GRAPHITE OR DARK GRAPHITE
 -INCLUDED ON XLT WITH COMFORT AND CONVENIENCE GROUP
 -INCLUDED ON XLT WITH SPORT APPEARANCE GROUP OR NO BOUNDARIES GROUP (DARK GRAPHITE SPORT-WOVEN CLOTH)



FRONT LEATHER-TRIMMED CAPTAIN'S CHAIRS IN MEDIUM PARCHMENT OR MEDIUM GRAPHITE
 -STANDARD ON EDDIE BAUER
 -OPTIONAL ON XLT WITH PREMIUM SPORT GROUP OR NO BOUNDARIES GROUP (MEDIUM GRAPHITE)
 -OPTIONAL ON XLT WITH COMFORT AND CONVENIENCE GROUP



FRONT LEATHER-TRIMMED CAPTAIN'S CHAIRS WITH HEAD RESTRAINTS IN MEDIUM PARCHMENT
 -STANDARD ON EDDIE BAUER WITH THE PREMIER GROUP

XLT
COLOR+TRIM

	MEDIUM PARCHMENT	MEDIUM GRAPHITE	DARK GRAPHITE
OXFORD WHITE	*	*	*
SILVER METALLIC		*	*
ARIZONA BEIGE METALLIC	*		*
MED. WEDGEWOOD BLUE METALLIC	*	*	
BLACK	*	*	*

XLT PREMIUM SPORT APPEARANCE GROUP
COLOR+TRIM

	MEDIUM GRAPHITE	DARK GRAPHITE
OXFORD WHITE	*	*
SILVER METALLIC	*	*
LASER RED TINTED	*	*
BLACK	*	*

XLT NO BOUNDARIES GROUP

BLACK	*	*
-------	---	---

EDDIE BAUER
COLOR+TRIM

	MEDIUM PARCHMENT	MEDIUM GRAPHITE
OXFORD WHITE	*	*
LASER RED TINTED	*	*
MED. WEDGEWOOD BLUE METALLIC	*	*
BLACK	*	*

EDDIE BAUER PREMIER GROUP

ARIZONA BEIGE	*
BLACK	*

FORD USES CLEARCOAT PAINT FOR BEAUTY AND PROTECTION. COLORS SHOWN ARE REPRESENTATIVE ONLY. SEE YOUR DEALER FOR ACTUAL PAINT/TRIM OPTIONS. VEHICLES SHOWN MAY CONTAIN OPTIONAL EQUIPMENT.

EXPEDITION | SPECIAL GROUPS



XLT NO BOUNDARIES GROUP

EXCLUSIVELY AVAILABLE ON EXPEDITION XLT WITH ITS BLACK-ON-BLACK THEME, THE NO BOUNDARIES GROUP COPS A SERIOUS ATTITUDE. THE INTENSE BLACK CLEARCOAT FINISH IS COMPLEMENTED BY BRIGHT INSERT CLADDING, ILLUMINATED RUNNING BOARDS, A CHROME GRILLE SURROUND, FOG LAMPS, UNIQUE 17-INCH 5-SPOKE ALUMINUM WHEELS AND DARK GRAPHITE SPORT WOVEN CLOTH SEATS OR OPTIONAL MEDIUM GRAPHITE LEATHER TRIM.



EDDIE BAUER PREMIER GROUP

THE EDDIE BAUER PREMIER GROUP IS THE PEAK OF EXPEDITION LUXURY. IT SPORTS A MONOCHROMATIC ARIZONA BEIGE OR BLACK EXTERIOR, FOG LAMPS AND UNIQUE 17-INCH 10-SPOKE COLOR-ACCENTED ALUMINUM WHEELS. INSIDE, FIRST- AND SECOND-ROW CAPTAIN'S CHAIRS ARE FINISHED IN MEDIUM PARCHMENT LEATHER TRIM WITH A STANDARD POWER MOONROOF.

WHEELS+TIRES |



A



B



C



D

A | 16" STYLED STEEL WHEEL. STANDARD ON XLT.

B | 16" CAST ALUMINUM WHEEL INCLUDED IN OPTIONAL XLT COMFORT AND CONVENIENCE GROUP.

C | 17" TEN-SPOKE ALUMINUM WHEEL INCLUDED IN OPTIONAL XLT PREMIUM SPORT APPEARANCE GROUP.

D | 17" CHROMED STEEL WHEEL. STANDARD ON EDDIE BAUER.

ENGINE POWER |



A: POWER CORE | THE TRITON™ 4.6L SOHC V8 IS STANDARD ON XLT AND EDDIE BAUER 4x2. HORSEPOWER: 232@4750 RPM, TORQUE OUTPUT: 291 FT-LB@3450 RPM.



B: TOP TORQUE | THE 5.4L TRITON V8, STANDARD ON EDDIE BAUER 4x4, DELIVERS 260 HP@4500 RPM AND 350 FT-LB OF TORQUE@2500 RPM. THE TRITON LINE FEATURES THE FAIL-SAFE COOLING SYSTEM.

Standard Equipment on Expedition 4x2 and 4x4

Mechanical

- 4.6L SOHC V8 Engine
- 4-Speed Automatic Transmission with Overdrive
- 16" Styled Steel Wheels
- P255/70Rx16 BSW All-Season Tires
- Rear Wheel Drive (4x2)
- Shift-on-the-Fly 4WD System (4x4)
- 4-Wheel Power Disc Brakes
- Power Steering
- Stabilizer Bars (Front/Rear)
- Cupholders
- Floor Mats – 1st and 2nd Rows
- Keyless Entry Keypad (Driver Door)
- Power Adjustable Pedals
- Power Points
- Power Windows, Door Locks and Mirrors
- Premium AM/FM Stereo with Cassette and Clock
- Rear Floor Heat Ducts
- Remote Keyless Entry with Illuminated Entry

Safety/Security

- 4-Wheel Anti-Lock Braking System
- Air Bags – Driver and Front Passenger
- Securilock™ – Passive Anti-Theft System
- Side Intrusion Door Beams
- Tether Anchors for Child Safety Seats

Interior

- 40/60 Split Bench Front Seat with 6-Way Power Driver's Seat and Manual Lumbar
- 2nd-Row 60/40 Split Bench Cloth Seat with Center Armrest, Cupholders, Reclining and Fold Flat Features
- 3rd-Row Bench Seat – Removable Fold/Tip/Stow Seat with Seat Roller System
- Air Conditioning – Manual
- Assist Handles
- Cargo Area Tie Downs

- Speed Control
- Sun Visors with Passenger-Side Lighted Vanity Mirror
- Tachometer

Exterior

- 26 Gallon Fuel Tank (4x2); 30 Gallon (4x4)
- Fixed Rear Quarter Windows
- Front Tow Hooks (4x4)
- Liftgate with Flip-Up Glass
- Luggage Rack
- Moldings – Color Keyed with Bright Insert
- Privacy Glass (Rear)
- Solar Tinted Glass
- Wipers/Washer – Front Speed Sensitive/Intermittent
- Wipers/Washer – Rear Intermittent with Defroster

Following publication of the catalog, certain changes in standard equipment, options and the like, or product delays, may have occurred which would not be included in these pages. Your Ford Dealer is the best source for up-to-date information. Ford Division reserves the right to change product specifications at any time without incurring obligations. Features shown may be offered only in combination with other options or subject to additional ordering requirements or limitations. Competitive comparisons based on publicly available information at time of printing.

Expedition XLT

Includes all of the standard Expedition features.

Options

- Shift-on-the-Fly 4WD System
- 5.4L Triton™ V8 Engine
- 6-CD Changer
- Air Suspension (4x4)
- Class IV Trailer Towing Group (Includes Rear Load Leveling and 30 Gallon Fuel Tank on 4x2)
- Front Captain's Chairs with Floor Console
- Leather Trim (Vinyl 3rd Row)
- Limited Slip Rear Axle
- Power Moonroof
- Rear-Seat Entertainment System
- Reverse Sensing System
- Side-Impact Air Bags
- Skid Plate Package (4x4) – Includes Front Differential/Suspension and Skid Plate for Fuel Tank and Transfer Case
- Comfort and Convenience Group
- Premium Sport Appearance Group
- No Boundaries Group



XLT PREMIUM SPORT APPEARANCE GROUP



XLT COMFORT/CONVENIENCE GROUP

Optional XLT Comfort and Convenience Group

- 16" Cast Aluminum Wheels
- P255/70Rx16 OWL All-Terrain Tires
- Auxiliary Heater/Air Conditioner (Rear)
- Front Captain's Chairs with Center Floor Console, 6-Way Power Driver's Seat and Manual Driver/Passenger Lumbar
- Dual Illuminated Visor Mirrors
- Electrochromic Mirror
- Illuminated Running Boards (Black)
- Power Heated Mirrors

Optional XLT Premium Sport Appearance Group

- 17" 10-Spoke Cast Aluminum Wheels
- P275/60x17 OWL All-Season Tires (4x2)
- P265/70x17 OWL All-Terrain Tires (4x4)
- Color-Keyed Front Bumper, Grille and Door Moldings
- Dark Titanium Accent Wheel Lip Moldings and Rear Bumper
- Fog Lamps
- Skid Plate Package (4x4) – Includes Front Differential/Suspension and Skid Plate for Fuel Tank and Transfer Case
- Sport Woven Cloth Captain's Chairs (Optional Medium Graphite Leather Trim)
- Step Bars (Replaces Illuminated Running Boards)

Optional XLT No Boundaries Group

- 17" 5-Spoke Aluminum Wheels
- P275/60x17 OWL All-Season Tires (4x2)
- P265/70x17 OWL All-Terrain Tires (4x4)
- Bodyside Molding with Bright Inserts
- Chrome Exterior Mirrors and Grille Surround
- Fog Lamps
- Illuminated Running Boards
- Monochromatic Black Exterior Paint
- Sport Woven Cloth Captain's Chairs (Optional Medium Graphite Leather Trim)

Eddie Bauer

Includes all of the standard XLT features plus:

- 5.4L SOHC V8 Engine (4x4)
- 17" Chrome Steel Wheels
- P275/60Rx17 OWL All-Season Tires (4x2)
- P265/70Rx17 OWL All-Terrain Tires (4x4)
- Class IV Trailer Towing Group (4x4)
- Electronic Automatic Temperature Control
- Fog Lamps
- Front Captain's Chairs with Floor Console, 6-Way Power Driver's Seat and Manual Driver Lumbar
- Illuminated Running Boards – Arizona Beige
- Leather-Trimmed Seats
- MACH® Audio System with Cassette and 6-Disc CD Changer
- Power Memory Mirrors with Turn Indicators
- Power Quarter Windows
- Wheel Lip and Rocker Moldings – Arizona Beige
- Comfort and Convenience Group

Options

- Shift-on-the-Fly 4WD System
- 2nd-Row Captain's Chairs
- Air Suspension (4x4)
- Class IV Trailer Towing Group (Includes Rear Load Leveling and 30-Gallon Fuel Tank on 4x2)
- Heated Front Seats
- Limited Slip Rear Axle
- Power Moonroof
- Rear-Seat Entertainment System
- Reverse Sensing System
- Side Air Bags
- Skid Plate Package (4x4) – Includes Front Differential/Suspension and Skid Plate for Fuel Tank and Transfer Case
- Eddie Bauer Premier Group

Optional Eddie Bauer Premier Group

- Monochromatic Arizona Beige or Black Exterior
- 17" 10-Spoke Color-Accented Aluminum Wheels
- P275/60x17 All-Season Tires (4x2)
- P265/60x17 All-Terrain Tires (4x4)
- Color-Keyed Bodyside Moldings
- Fog Lamps
- Front and 2nd-Row Captain's Chairs
- Power Moonroof



EDDIE BAUER

VEHICLE DIMENSIONS |

		4x2 • 4x4
A	OVERALL LENGTH	204.6"
B	WHEELBASE	119.0"
C	OVERHANG FRONT	38.7"
D	REAR	46.9"
E	OVERALL WIDTH	78.6"
F	HEIGHT (EMPTY, INCLUDES ROOF RACK WHERE APPLICABLE)	74.3" • 76.6"
G	GROUND CLEARANCE (EMPTY)	8.5"
H	LOAD FLOOR HEIGHT (EMPTY)	33.4" • 35.3"
I	RAMP BREAKOVER ANGLE (EMPTY)	22.0° • 22.5°
J	ANGLE OF DEPARTURE	19.1° • 21.0°
K	ANGLE OF APPROACH	21.8° • 26.8°
	SEATING (MAXIMUM)	9

MAXIMUM TRAILER WEIGHT |

ENGINE	AXLE RATIO	4x2 • 4x4
4.6L V8 4-SPEED AUTOMATIC	3.31	6300 • —
	3.55	— • 6000
5.4L V8 4-SPEED AUTOMATIC	3.31	6600 • 6300
	3.55	7600 • 7300
	3.73	8200 • 7900

POWERTRAIN PERFORMANCE |

	HORSEPOWER	TORQUE
4.6L V8 4-SPEED	232 @ 4750	291 @ 3450
5.4L V8 4-SPEED	260 @ 4500	350 @ 2500

INTERIOR DIMENSIONS |

FIRST ROW	
HEAD ROOM	39.8"
SHOULDER ROOM	63.9"
HIP ROOM	61.5"
LEG ROOM	40.9"
SECOND ROW	
HEAD ROOM	39.8"
SHOULDER ROOM	64.4"
HIP ROOM	62.3"
LEG ROOM	38.9"
THIRD ROW	
MAXIMUM CARGO VOLUME* (CU. FT.)	35.0"
BEHIND 2ND ROW (CU. FT.)	66.7"
HIP ROOM	59.8"
LEG ROOM	27.0"
MAXIMUM CARGO VOLUME* (CU. FT.)	110.7
BEHIND 2ND ROW (CU. FT.)	60.9
BEHIND 3RD ROW (CU. FT.)	20.5

* WITH 3RD-ROW SEATS REMOVED OR FOLDED (WHERE APPLICABLE) AND 2ND ROW SEATS FOLDED OR FLIPPED DOWN.

Ford Credit's Red Carpet Lease

Many lease managers have completed many hours of training in a Red Carpet Lease program designed to make us the best in the business. We think you'll find a Red Carpet Lease is the best way to lease.

To get details on various financing options available on your new Ford vehicle, please visit our web site at www.fordcredit.com. Doing so can give you a head start before talking to your Ford Dealer about financing your new Ford vehicle.

Under the New Vehicle Limited Warranty, you'll receive bumper-to-bumper no-deductible coverage on your new Ford vehicle for 3 years/36,000 miles. You'll also receive unlimited-mileage, no-deductible corrosion perforation coverage for five years. Ask your Ford Dealer for a copy of this warranty.

During its 3-year/36,000-mile limited warranty period, every new Ford vehicle includes the assurance and support of a 24-hour emergency Roadside Assistance program. Roadside Assistance includes such services as fuel delivery, tire changes, jump starts, and help when you are locked out of your vehicle. Ask your Ford Dealer for complete details about this program.

