

CONTENTS |

EXCURSION

EXTERIOR FEATURES

INTERIOR

INTERIOR FEATURES

COLOR AND TRIM

SPECIAL GROUPS • WHEELS • ENGINES

STANDARD EQUIPMENT

MODELS

DIMENSIONS

FORD CREDIT



EXCURSION

EXCURSION | NOTHING COMES CLOSE.
(FEW THINGS DARE.)

Ford Excursion is what the other SUVs want to be when they grow up. It's about having it all in a sport utility. And not coincidentally, being able to get it all into a sport utility. And being able to tow it all behind a sport utility. Its power and interior space top its class.* Four seating configurations seat up to nine passengers. Cargo space ranges from a generous 48 cubic feet to an astounding 146.4, depending on seating use. The available 6.8L Triton™ V10 engine generates 425 ft-lb of trailer-pulling torque low in the power curve, which helps Excursion net out to 5 ½ tons of towing power (properly equipped). And as a certified low emissions vehicle, it's not trading off environmental soundness either. There's an adjective for all this: Ultimate. And a new definition: Ford Excursion.

**Based on 2001 competitive models.*




EXCURSION LIMITED ULTIMATE IN MINERAL GREY METALLIC CLEARCOAT,

EXCURSION



A



C



B



D



EXCURSION XLT PREMIUM IN BLACK CLEARCOAT, SHOWN WITH OPTIONAL EQUIPMENT.


EXTERIOR | FEATURES

A: REAR VIEW | YOUR FULL-ACCESS PASS: EXCURSION'S UNIQUE TRI-PANEL™ DOOR SYSTEM GIVES YOU MAXIMUM LOADING EASE. THE LOWER SPLIT GATE DOORS SWING OPEN, AND THE UPPER HATCH DOOR SWINGS UP TO OPEN THE WHOLE CARGO BAY WIDE. AND THERE'S NO CENTER PILLAR TO BLOCK THE REAR VIEW.

B: CUT THE FOG | WHEN CLOUDS COME DOWN, FOG LAMPS HELP YOU FIND YOUR WAY THROUGH. STANDARD ON LIMITED AND LIMITED ULTIMATE.

C: TONS OF TOW | A CLASS IV LOAD-EQUALIZING TRAILER-HITCH RECEIVER IS STANDARD EQUIPMENT ON ALL EXCURSIONS. PROPERLY EQUIPPED, EXCURSION CAN TOW UP TO 11,000 POUNDS.

D: BACK BEEP | THE REVERSE SENSING SYSTEM ALERTS YOU TO CERTAIN OBJECTS BEHIND THE VEHICLE WITH A SERIES OF BEEPS TO HELP YOU GAUGE YOUR DISTANCE. STANDARD ON LIMITED AND LIMITED ULTIMATE, OPTIONAL ON XLT PREMIUM.



EXCURSION LIMITED ULTIMATE IN BLACK CLEARCOAT, SHOWN WITH OPTIONAL TRAILER TOW MIRRORS.

EXTERIOR | FEATURES

A: DAY LIGHT | JEWEL-LIKE CRYSTALLINE HEADLAMPS ARE PART OF EXCURSION'S CLEAN LOOK. THE AUTO HEADLAMP FEATURE, STANDARD ON XLT PREMIUM, LIMITED AND LIMITED ULTIMATE, TURNS THEM ON OR OFF AUTOMATICALLY DEPENDING ON AMBIENT LIGHT CONDITIONS.

B: BREATHE EASY | GET THAT TURN-OF-THE-SEASONS RELAXING-SUNDAY-DRIVE OPEN-WINDOW FLOW-THROUGH VENTILATION FEELING GOING WITH THE POWER-OPERATED REAR VENT WINDOWS. BREATHE IN, BREATHE OUT. STANDARD ON XLT PREMIUM, LIMITED AND LIMITED ULTIMATE.

C: HIGHLIGHTS | HERE'S SOMETHING YOU DON'T SEE MUCH OF ANYMORE — BRILLIANT CHROME. THESE ACCENTS ARE A GREAT CONTRASTING ELEMENT, ANNOUNCING YOUR ARRIVAL IN STYLE. STANDARD ON LIMITED AND LIMITED ULTIMATE. THE NO BOUNDARIES GROUP MONOCHROMATIC BLACK EXTERIOR SHOWN.

Ultimate comfort, flexibility and luxury. Excursion offers more room than any vehicle in its class, and with folding and removable seats, you get a multitude of ways to configure it. In the front, dual power captain's chairs put you in command (standard in XLT Premium and Limited models). The second row includes a standard 60/40 bench with dual recliners or optional captain's chairs in the new Limited Ultimate. A third-row bench provides room for three, and it folds flat or removes to create more storage space. Touches of luxury surround you – redundant A/C and audio steering wheel controls, memory driver's seat, power adjustable pedals with memory, and a Homelink® universal garage door opener are all standard equipment on the Limited Ultimate.



EXCURSION LIMITED ULTIMATE IN MEDIUM PARCHMENT LEATHER TRIM WITH OPTIONAL 2ND-ROW CAPTAIN'S CHAIRS.



EXCURSION LIMITED ULTIMATE IN MEDIUM PARCHMENT LEATHER TRIM.



INTERIOR | FEATURES

A: POWER PEDALS | STANDARD ON EXCURSION LIMITED AND LIMITED ULTIMATE (OPTIONAL ON XLT AND XLT PREMIUM) ARE POWER-ADJUSTABLE PEDALS, WITH MEMORY ON LIMITED ULTIMATE.

B: SOUND CONTROL | THE FRONT FLOOR CONSOLE FEATURES A SET OF AUDIO CONTROLS FOR SECOND-ROW PASSENGERS. STEREO HEAD PHONE JACKS ARE INCLUDED TOO (HEADPHONES NOT INCLUDED). STANDARD ON XLT PREMIUM, LIMITED AND LIMITED ULTIMATE.

C: HIGHER POWER | EXCURSION XLT'S OVERHEAD CONSOLE INCLUDES OUTDOOR TEMP INDICATOR, COMPASS, AUXILIARY AC CONTROLS, BINS FOR YOUR GARAGE DOOR OPENER AND SUNGLASSES, AND MAP/READING LIGHTS. ON EXCURSION XLT PREMIUM, LIMITED AND LIMITED ULTIMATE, A TRIP COMPUTER AND REAR WINDOW POWER CONTROLS ARE STANDARD TOO.

D: IN CONCERT | THE AVAILABLE PREMIUM AUDIO SYSTEM INCLUDES AN AM/FM STEREO AND 6-DISC IN-DASH CD PLAYER WITH 6 PREMIUM SPEAKERS.

E: DUAL POWER SEATS | DUAL POWER FRONT SEATS WITH ERGONOMIC SEAT CONTROLS PROVIDE 6 DIRECTIONS OF MOTION TO ADJUST THE POSITION PERFECTLY FOR YOU (STANDARD ON XLT PREMIUM, LIMITED AND LIMITED ULTIMATE). ON LIMITED ULTIMATE, THEY ALSO REMEMBER THE DRIVER'S SEAT POSITION.



EXCURSION LIMITED ULTIMATE 4x4 IN MEDIUM PARCHMENT LEATHER TRIM WITH STANDARD STEERING WHEEL-MOUNTED CLIMATE AND AUDIO CONTROLS, HEATED FRONT SEATS AND ELECTRONIC AUTOMATIC TEMPERATURE CONTROL.

COLORS |



OXFORD WHITE



SILVER BIRCH METALLIC



TOREADOR RED



ESTATE GREEN METALLIC



ASPEN GREEN METALLIC



MEDIUM WEDGEWOOD BLUE METALLIC



TRUE BLUE METALLIC



MINERAL GREY METALLIC



BLACK

XLT AND XLT PREMIUM
COLOR+TRIM

	MEDIUM PARCHMENT	MEDIUM FLINT
OXFORD WHITE	*	*
SILVER BIRCH METALLIC		*
TOREADOR RED METALLIC	*	*
ESTATE GREEN METALLIC	*	*
ASPEN GREEN METALLIC	*	*
MEDIUM WEDGEWOOD BLUE METALLIC		*
TRUE BLUE METALLIC	*	*
BLACK	*	*

FORD USES CLEARCOAT PAINT FOR BEAUTY AND PROTECTION. COLORS SHOWN ARE REPRESENTATIVE ONLY. SEE YOUR DEALER FOR ACTUAL PAINT/TRIM OPTIONS. VEHICLES SHOWN MAY CONTAIN OPTIONAL EQUIPMENT.

LIMITED AND LIMITED ULTIMATE
COLOR+TRIM

	MEDIUM PARCHMENT
OXFORD WHITE	*
TOREADOR RED METALLIC	*
ESTATE GREEN METALLIC	*
ASPEN GREEN METALLIC	*
TRUE BLUE METALLIC	*
MINERAL GREY METALLIC	*
BLACK	*


SEATS+FABRICS |



CLOTH SEATS IN MEDIUM PARCHMENT OR MEDIUM FLINT. STANDARD ON XLT AND XLT PREMIUM.



LEATHER-TRIMMED FRONT CAPTAIN'S CHAIRS IN MEDIUM PARCHMENT OR MEDIUM FLINT. OPTIONAL ON XLT PREMIUM.




LEATHER-TRIMMED FRONT CAPTAIN'S CHAIRS IN MEDIUM PARCHMENT. STANDARD ON LIMITED AND LIMITED ULTIMATE.



XLT NO BOUNDARIES GROUP

MAKE THE ULTIMATE STATEMENT OF EXCURSION STYLE IN ALL BLACK. THE NO BOUNDARIES GROUP, AVAILABLE ON LIMITED AND LIMITED ULTIMATE MODELS, INCLUDES MONOCHROMATIC BLACK PAINT WITH AN ALL-BLACK GRILLE, CHROME BODYSIDE INLAYS AND BLACK ILLUMINATED RUNNING BOARDS.

WHEELS+TIRES |



A | 16" CHROMED STEEL WHEEL.
STANDARD ON XLT.

B | 16" POLISHED ALUMINUM WHEEL.
STANDARD ON XLT PREMIUM.

C | 16" LIMITED ALUMINUM WHEEL.
STANDARD ON LIMITED AND LIMITED ULTIMATE.

ENGINE POWER |



CONFIDENT POWER | THE STANDARD 5.4L SEFI TRITON™ V8 YIELDS 350 FT-LB TORQUE@2500 RPM AND 255 HP@4500 RPM.



TWO PERFECT 11,000S | TWO OPTIONAL ENGINES CAN TAKE EXCURSION UP TO 11,000 POUNDS OF TOWING CAPABILITY (WHEN PROPERLY EQUIPPED): THE 7.3L POWER STROKE™ V8 TURBO DIESEL (505 FT-LB TORQUE@1600 RPM) AND THE 6.8L V10 (425 FT-LB TORQUE@3250 RPM).

Standard Equipment on Excursion 4x2 and 4x4:**Mechanical**

- 5.4L SEFI Triton™ V8 Engine (4x2)
- 6.8L Triton V10 Engine (4x4)
- Rear Wheel Drive (4x2)
- 4WD Electronic Shift-On-The-Fly (4x4)
- 4-Speed Automatic Transmission
- 16" Chromed Steel Wheels with LT265/75R16 All-Season OWL Tires
- Front Stabilizer Bars
- Heavy Duty Trailer Towing Package – 7-Pin Wire Harness, Trailer Brake Wiring Kit
- Power Disc Brakes and Power Steering

Safety/Security

- Air Bags^{*} – Driver and Front Passenger
- Anti-Lock Braking System (4-Wheel)
- Autolocks
- Battery Saver
- Child Safety Locks (Rear Passenger Doors)
- SecuriLock™ Passive Anti-Theft System
- Lower Anchors for Child Safety Seats

Interior

- 40/20/40 Split-Bench Front Seat with Driver's Side Lumbar
- 2nd-Row 60/40 Split Bench with Center Armrest and Cupholders
- 3rd-Row Removable Fold-Flat Bench Seat with Rollers
- Air Conditioning – Front with Auxiliary Rear
- Cargo Net with Tie Downs
- Cupholders – 6 (XLT), 10 (Limited)

- Electrochromic Rearview Mirror
- Floor Mats (1st and 2nd Rows)
- Heated Outside Mirrors
- Keyless Entry Keypad (Driver Door)
- Leather-Wrapped Steering Wheel
- Overhead Console with Auxiliary A/C Controls
- Power Points – 4 (XLT), 5 (Limited)
- Power Windows, Door Locks and Mirrors
- Premium AM/FM Dual Media 80-Watt with Amplifier, Cassette and Single CD
- Privacy Glass
- Rear-Seat Heat Ducts
- Remote Keyless Entry
- Speed Control
- Tilt Steering
- Visors with Lighted Vanity Mirror and Sun Blades

Exterior

- 44 Gallon Fuel Tank
- Bodyside Cladding – Platinum (XLT), Arizona Beige (Limited)
- Crystalline Headlamps
- Front Tow Hooks
- Roof Rack
- Running Boards
- Tri-Panel Rear Doors™
- Wiper/Washer – Front Intermittent
- Wiper/Washer – Rear Intermittent with Defroster

Following publication of the catalog, certain changes in standard equipment, options and the like, or product delays, may have occurred which would not be included in these pages. Your Ford Dealer is the best source for up-to-date information. Ford Division reserves the right to change product specifications at any time without incurring obligations. Features shown may be offered only in combination with other options or subject to additional ordering requirements or limitations. Competitive comparisons based on publicly available information at time of printing.

Excursion XLT
Includes all of the standard Excursion features.

- Options**
- 4x4 System – Electronic Shift-on-the-Fly
 - 6.8L Triton V10 Engine (4x2, Standard on 4x4)
 - 7.3L Power Stroke® Diesel Engine
 - AM/FM Stereo with In-Dash 6-CD
 - Limited Slip Axle
 - Power Adjustable Pedals
 - Trailer Tow Mirrors – Power, Heated with Manual Telescopic Forward-Fold Arms



EXCURSION XLT



EXCURSION XLT PREMIUM



EXCURSION LIMITED



EXCURSION LIMITED ULTIMATE

Excursion XLT Premium
Includes all of the XLT features plus:

- 16" Aluminum Wheels
- 6-Way Power Driver and Front Passenger Seats
- Automatic Headlamps
- Front Captain's Chairs
- Comfort & Convenience Group (Adds Illuminated Running Boards, Power Rear Quarter Windows, Trip Computer, Paint Stripe, Rear Audio Controls)

- Options**
- 4x4 System – Electronic Shift-on-the-Fly
 - 6.8L Triton V10 Engine (4x2, Standard on 4x4)
 - 7.3L Power Stroke Diesel Engine
 - AM/FM Stereo with In-Dash 6-CD
 - Leather-Trimmed Seats
 - Limited Slip Axle
 - Power Adjustable Pedals
 - Rear-Seat Entertainment System
 - Reverse Sensing System
 - Trailer Tow Mirrors – Power Heated with Manual Telescopic Forward-Fold Arms

Excursion Limited
Includes all of the XLT Premium features plus:

- 16" Limited Aluminum Wheels
- Bodyside Cladding/Wheel Lip Moldings – Arizona Beige with Chrome Inlays
- Electronic Automatic Temperature Control
- Fog Lamps
- Illuminated Running Boards – Arizona Beige
- Power Adjustable Pedals
- Premium Leather-Trimmed Seating
- Reverse Sensing System
- Signal® Mirrors
- Speed-Dependent Front Windshield Wipers

- Options**
- 4x4 System – Electronic Shift-on-the-Fly
 - 6.8L Triton V10 Engine (4x2, Standard on 4x4)
 - 7.3L Power Stroke Diesel Engine
 - AM/FM Stereo with In-Dash 6-CD
 - Heated Front Seats
 - Limited Slip Axle
 - Rear-Seat Entertainment System
 - Trailer Tow Mirrors – Power Heated with Manual Telescopic Forward-Fold Arms
 - No Boundaries Black Monochromatic Group

Excursion Limited Ultimate
Includes all of the Limited features plus:

- Deluxe Steering Wheel with Dual A/C and Audio Controls
- Heated Front Seats
- Homelink® Universal Garage Door Opener
- Memory Driver's Seat
- Power Memory Adjustable Pedals

- Options**
- 4x4 System – Electronic Shift-on-the-Fly
 - 6.8L Triton V10 Engine (4x2, Standard on 4x4)
 - 7.3L Power Stroke Diesel Engine
 - 2nd Row Captain's Chairs with Inboard Armrests ("Quad" Seating)
 - AM/FM Stereo with In-Dash 6-CD
 - Limited Slip Axle
 - Rear-Seat Entertainment System
 - Trailer Tow Mirrors – Power Heated with Manual Telescopic Forward-Fold Arms
 - No Boundaries Black Monochromatic Group

VEHICLE DIMENSIONS |

		4x2 • 4x4
A	OVERALL LENGTH	226.7"
B	WHEELBASE	137.1"
C	OVERHANG FRONT	37.4"
D	REAR	52.3"
E	OVERALL WIDTH	80.0"
F	HEIGHT (EMPTY, INCLUDES ROOF RACK WHERE APPLICABLE)	77.2" • 80.2"
G	GROUND CLEARANCE (EMPTY)	8.1"
H	LOAD FLOOR HEIGHT (EMPTY)	36.1" • 39.2"
I	RAMP BREAKOVER ANGLE (EMPTY)	6.8° • 7.0°
J	ANGLE OF DEPARTURE	11.6° • 15.1°
K	ANGLE OF APPROACH	20.3° • 25.0°
SEATING (MAXIMUM)		9

MAXIMUM TRAILER WEIGHT |

ENGINE	AXLE RATIO	EXCURSION 4x2 • 4x4
5.4L V8	3.73	6200 • —
	4.10	— • 7200
6.8L V10	3.73	10000 • 9600
	4.30	10500 • 11000
7.3L V8 TURBO DIESEL	3.73	10500 • 11000

POWERTRAIN PERFORMANCE |

	HORSEPOWER	TORQUE
5.4L V8 AUTOMATIC	255 @ 4500	350 @ 2500
6.8L V10 TRITON™ AUTOMATIC	310 @ 4250	425 @ 3250
7.3L V8 POWER STROKE® AUTOMATIC	250 @ 2600	505 @ 1600

INTERIOR DIMENSIONS |

FIRST ROW	
HEAD ROOM	41.0"
SHOULDER ROOM	68.3"
HIP ROOM	67.5"
LEG ROOM	42.3"
SECOND ROW	
HEAD ROOM	41.1"
SHOULDER ROOM	67.0"
HIP ROOM	66.9"
LEG ROOM	40.5"
THIRD ROW	
MAXIMUM CARGO VOLUME* (CU. FT.)	38.6"
BEHIND 2ND ROW (CU. FT.)	64.9"
HIP ROOM	52.5"
LEG ROOM	39.0"
MAXIMUM CARGO VOLUME* (CU. FT.)	146.4
BEHIND 2ND ROW (CU. FT.)	100.7
BEHIND 3RD ROW (CU. FT.)	48.0

* WITH 3RD-ROW SEATS REMOVED OR FOLDED (WHERE APPLICABLE) AND 2ND ROW SEATS FOLDED OR FLIPPED DOWN.

Ford Credit's Red Carpet Lease

Many lease managers have completed many hours of training in a Red Carpet Lease program designed to make us the best in the business. We think you'll find a Red Carpet Lease is the best way to lease.

To get details on various financing options available on your new Ford vehicle, please visit our web site at www.fordcredit.com. Doing so can give you a head start before talking to your Ford Dealer about financing your new Ford vehicle.

Under the New Vehicle Limited Warranty, you'll receive bumper-to-bumper no-deductible coverage on your new Ford vehicle for 3 years/36,000 miles. You'll also receive unlimited-mileage, no-deductible corrosion perforation coverage for five years. Ask your Ford Dealer for a copy of this warranty.

During its 3-year/36,000-mile limited warranty period, every new Ford vehicle includes the assurance and support of a 24-hour emergency Roadside Assistance program. Roadside Assistance includes such services as fuel delivery, tire changes, jump starts, and help when you are locked out of your vehicle. Ask your Ford Dealer for complete details about this program.

